



**TYPE:** Hilux, Vigo (150 Series)  
**MODEL:** KUN/GGN 25/26, KZN 35/36  
**YEAR:** 2005 - Mid 2015  
**DETAIL:** 4x4 - Single Cab, Extra Cab, Dual Cab




## FRONT

QTY PART NUMBER PRICE


## COIL SPRING

\*Vehicles Fitted with this Part Number MUST be Fitted with GS59-220 Shock Absorber.


**Single Cab  
 4.0L V6 Petrol  
 KUN26 3.0L TD**

|  |   |   |                |   |
|--|---|---|----------------|---|
|  | Linear Rate Standard Height   | 1 | <b>C59-134</b> | B |
|  | Linear Rate Raised Height (40mm Lift)   | 1 | <b>C59-296</b> | B |
|  | Linear Rate Raised Height (50mm Lift)*  | 1 | <b>C59-300</b> | B |
|  | Linear Rate Raised Height (50mm Lift) 50-100Kg Accessories (Bullbar AND Winch)* | 1 | <b>C59-302</b> | B |

**Extra Cab, Dual Cab  
 GGN25 Petrol**

|  |   |   |                |   |
|--|---|---|----------------|---|
|  | Linear Rate Standard Height   | 1 | <b>C59-134</b> | B |
|  | Linear Rate Raised Height (35mm Lift)   | 1 | <b>C59-300</b> | B |
|  | Linear Rate Raised Height (50mm Lift)*  | 1 | <b>C59-302</b> | B |
|  | Linear Rate Raised Height (40mm Lift) 50-100Kg Accessories (Bullbar AND Winch)* | 1 | <b>C59-302</b> | B |


**Extra Cab, Dual Cab  
 KUN26 3.0L TD**

|  |   |   |                |   |
|--|---|---|----------------|---|
|  | Linear Rate Raised Height (45mm Lift) Up to 70Kg Accessories (Bullbar Only)*    | 1 | <b>C59-302</b> | B |
|  | Linear Rate Raised Height (45mm Lift) 80-120Kg Accessories (Bullbar AND Winch)* | 1 | <b>C59-350</b> | B |

## SHOCK ABSORBER


|  |   |   |                    |  |
|--|---|---|--------------------|--|
|  | Twin Tube Gas Heavy Duty  | 2 | <b>GS59-220</b>    |  |
|  | Twin Tube Gas Adjustable Spring Seat Heavy Duty   | 2 | <b>GS59-224</b>    |  |
|  | Internal Monotube Adjustable Spring Seat Heavy Duty Original Setting of X = 226mm/8.89" | 2 | <b>IMS59-50220</b> |  |

X - Centre of Eye to Spring Seat

|  |   |   |                   |  |
|--|---|---|-------------------|--|
|  | Monotube Remote Reservoir Adjustable Spring Seat Heavy Duty Original Setting of X = 226mm/8.89" | 2 | <b>MR59-50220</b> |  |
|--|---|---|-------------------|--|

X - Centre of Eye to Spring Seat

## STRUT CAP

|  |                |   |                 |  |
|--|----------------|---|-----------------|--|
|  | Strut Top Caps | 2 | <b>SC59-001</b> |  |
|--|----------------|---|-----------------|--|

## SWAY BAR RELOCATION




|  |                         |   |                  |  |
|--|-------------------------|---|------------------|--|
|  | Sway Bar Relocation Kit | 1 | <b>SE59-524K</b> |  |
|--|-------------------------|---|------------------|--|

## REAR

QTY PART NUMBER PRICE


## LEAF SPRING

It is a Requirement that the Brake Adjuster BA59-001 be Fitted when Using These Leaf Springs


|   |   |   |                   |  |
|---|---|---|-------------------|--|
|  | 4+3 Leaves (25mm Lift) Heavy Duty Up to 280Kg Constant Load                             | 2 | <b>L59-039-R</b>  |  |
|   | 4+3 Leaves Raised Height (50mm Lift) Heavy Duty No Load                                 | 2 | <b>L59-039-R</b>  |  |
|  | 3+3 Leaves Raised Height (50mm Lift) Medium Duty Up to 100Kg Constant Load              | 2 | <b>L59-040-R</b>  |  |
|   | 3+1 Leaves Parabolic Raised Height (50mm Lift) Comfort Option Up to 100Kg Constant Load | 2 | <b>L59-047-RP</b> |  |
|  | 4+3 Leaves Raised Height (50mm Lift) Heavy Duty 280Kg Constant Load                     | 2 | <b>L59-041-R</b>  |  |
|   | 5+3 Leaves Raised Height (50mm Lift) Super Heavy Duty 450Kg Constant Load               | 2 | <b>L59-042-R</b>  |  |

When Using L59-040-R or L59-041-R, the Longer Leaf on the 2nd Stage may be Turned Upside Down to give a Softer Ride. This will Reduce Load Carrying Capacity


## SHACKLE BUSH KIT

|   |               |   |                   |  |
|---|---------------|---|-------------------|--|
|  | Kit Contains: |   |                   |  |
|   | 4 x PB59-1501 |   |                   |  |
|   | 4 x PB59-1502 | 1 | <b>PB59-1094K</b> |  |

## U-BOLT KIT

|   |                                 |   |                    |  |
|---|---------------------------------|---|--------------------|--|
|  | Kit Contains:                   |   | <b>UB59-453-2K</b> |  |
|   | <b>L59-039-R</b> 2 x UB59-453-2 | 2 | <b>UB59-453-2K</b> |  |
|   | <b>L59-040-R</b> 2 x UB59-453-2 | 2 | <b>UB59-453-2K</b> |  |
|   | <b>L59-041-R</b> 2 x UB59-453-2 | 2 | <b>UB59-453-2K</b> |  |
|   | <b>L59-042-R</b> 2 x UB59-437   | 2 | <b>UB59-437K</b>   |  |
|   | <b>L59-047-RP</b> 2 x UB59-437  | 2 | <b>UB59-437K</b>   |  |

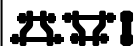
## SHOCK ABSORBER

|   |   |   |                   |  |
|---|---|---|-------------------|--|
|  | Comfort Option Twin Tube Gas Medium Load                      | 2 | <b>GS59-649</b>   |  |
|   | Extra Heavy Duty Twin Tube Gas (Big Bore) 350Kg Constant Load | 2 | <b>GS59-651</b>   |  |
|   | Heavy Duty Monotube Remote Reservoir                          | 2 | <b>MR59-50649</b> |  |


## BRAKE ADJUSTER

|  |  |   |                 |  |
|--|--|---|-----------------|--|
|  | Recommended when Raising Vehicle Not Required for Vehicles with ABS Brake System | 1 | <b>BA59-002</b> |  |
|--|--|---|-----------------|--|

## SHACKLE

|   |                         |   |                 |  |
|---|-------------------------|---|-----------------|--|
|  | Greasable: Fit in Pairs | 2 | <b>SK59-053</b> |  |
|---|-------------------------|---|-----------------|--|

## PIN

|   |                         |   |                 |  |
|---|-------------------------|---|-----------------|--|
|  | Greasable: Fit in Pairs | 2 | <b>SP59-060</b> |  |
|---|-------------------------|---|-----------------|--|