
























**TYPE:** Landcruiser  
**MODEL:** 80 Series - FJ80, FZJ80, HZJ80  
 (Confirm Build Date)  
**YEAR:** 08/1991 to 1998  
**DETAIL:** Station Wagon



FRONT		QTY	PART NUMBER	PRICE	REAR		QTY	PART NUMBER	PRICE
<b>COIL SPRING</b>					<b>COIL SPRING</b>				
	Linear Rate Standard Height	1	<b>C59-174</b>	B		Linear Rate Standard Height	1	<b>C59-243</b>	B
	Variable Rate Standard Height	1	<b>C59-210V</b>	B		Variable Rate Standard Height	1	<b>C59-221V</b>	B
	Linear Rate Raised Height (40mm Lift) Comfort Spring - Petrol Only Up to 50Kg	1	<b>C59-234</b>	B		Variable Rate Raised Height (45mm Lift) Comfort Spring - Petrol Only No Load	1	<b>C59-269V</b>	B
	Variable Rate Raised Height (40mm Lift) Up to 50Kg	1	<b>C59-220V</b>	B		Linear Rate Raised Height (45mm Lift) Up to 100Kg Constant Load (Recommended)	1	<b>C59-169</b>	B
	Variable Rate Raised Height (40mm Lift) 50-100Kg	1	<b>C59-222V</b>	B		Variable Rate Raised Height (45mm Lift) Up to 100Kg Constant Load	1	<b>C59-223V</b>	B+
	Linear Rate Raised Height (45mm Lift) Up to 50Kg (Recommended)	1	<b>C59-168</b>	B		Linear Rate Raised Height (50mm Lift) 350Kg Constant Load	1	<b>C59-171</b>	C
	Linear Rate Raised Height (45mm Lift) Up to 100Kg	1	<b>C59-166</b>	B		Linear Rate Raised Height (60mm Lift) Up to 100Kg Constant Load	1	<b>C59-167</b>	B
	Linear Rate Raised Height (60mm Lift)	1	<b>C59-166</b>	B					
<b>SHOCK ABSORBER</b>					<b>SHOCK ABSORBER</b>				
	Monotube Remote Reservoir Heavy Duty	2	<b>MR59-60683</b>			Twin Tube Gas Heavy Duty	2	<b>GS59-682</b>	
	Twin Tube Gas Heavy Duty	2	<b>GS59-683</b>			Monotube Remote Reservoir Heavy Duty	2	<b>MR59-60682</b>	
<b>STEERING DAMPER</b>					<b>UNDER BODY BUSH KIT</b>				
	Heavy Duty (Big Bore) Complete with Fittings	1	<b>SD59-824</b>		Kit Includes Front & Rear Under Body Bushes				
	Adjustable Monotube Heavy Duty (Big Bore) Complete with Fittings	1	<b>SS59A824</b>		Kit Contains: 2 x Front Radius Rod to Chassis Bush 4 x Front Leading Arm Bush 2 x Front Panhard Rod Bush 4 x Rear Upper Trailing Arm Bush 4 x Rear Lower Trailing Arm Bush 2 x Rear Panhard Rod Bush				
<b>UNDER BODY BUSH KIT</b>					<b>BRAKE ADJUSTER</b>				
SEE REAR UNDER BODY BUSH KIT					Recommended when Raising Vehicle				
<b>CASTOR KIT</b>					1 <b>BA45-005</b>				
Raising Vehicle Will Effect Castor Angle. A Wheel Alignment is Recommended to Determine if a Castor Kit is Required.					<b>COIL SPACER</b>				
Fixed Rubber Front Radius Arm Castor Kit Angle Setting: $\pm 2.5^\circ$ 4 x Rubber Eccentric Bushes					30mm				
1 <b>RB59-522K</b>					2 <b>PS59-4007</b>				
Adjustable Front Radius Arm Castor Kit Angle Settings: $\pm 0^\circ$ or $\pm 2.5^\circ$ 4 x Polyurethane Eccentric Bushes					15mm				
1 <b>PB59-503K</b>					2 <b>PS59-4006</b>				
<b>RADIUS ARM BUSH</b>					10mm				
0 Degree Standard Radius Arm Bush Kit Arm to Diff 4 x Rubber Bushes					2 <b>PS59-4002</b>				
1 <b>RB59-536K</b>					5mm				
Arm to Chassis Bush Kit 2 x Rubber Bushes					2 <b>PS59-4001</b>				
1 <b>RB59-534K</b>									
<b>COIL SPACER</b>									
