



























TYPE: Lexus GX
 MODEL: 470
 YEAR: 2002 to 2009
 DETAIL: 4.7L V8,
 75mm Lift (3")



FRONT		QTY	PART NUMBER	PRICE
COIL SPRING				
Designed For 75mm Lift With GS59-220 & MR59-50220 Shocks				
	Linear Rate Raised Height (75mm Lift)	1	C59-314	B
	Linear Rate Raised Height (75mm Lift) 50-80Kg	1	C59-352	B
	Linear Rate Raised Height (75mm Lift) 80-100Kg	1	C59-354	B
SHOCK ABSORBER				
	Twin Tube Gas Heavy Duty (Long Travel)	2	GS59-220	
	Monotube Remote Reservoir Adjustable Spring Seat Heavy Duty Original Setting of X = 226mm / 8.38"	2	MR59-50220	
X - Centre of Eye to Spring Seat Spring Seat Is 13mm Higher Than Original				
STRUT CAP				
	Strut Top Cap	2	SC59-001	
CONTROL ARM				
	3° Castor Built In Rubber Bushes with Ball Joint	1	UCA59-002K	
Must Fit When Raising Vehicle Above 50mm To Allow For Improved Caster Angle Alignment				
DIFF DROP				
	Diff Drop Kit	1	DD59-527K	
Helps With CV Angle				
BUMP STOP				
	Replacement Bump Stop Progressive Adjustable 0-30mm Extension	2	BS59-560	
Replaces Original Bump Stop. If Exceeding Listed Spring Seat Heights This MUST Be Used To Prevent Coil Bind.				

REAR		QTY	PART NUMBER	PRICE
COIL SPRING				
Without KDSS				
	Linear Rate Raised Height (45mm Lift) No Load	1	C59-325	B
	Linear Rate Raised Height (45mm Lift) 100-200Kg Constant Load	1	C59-327	B
	Linear Rate Raised Height (45mm Lift) 250-350Kg Constant Load	1	C59-329	B
	Linear Rate Raised Height (45mm Lift) Extra Heavy Duty 400-500Kg Constant Load	1	C59-331	B
	Variable Rate Raised Height (60mm Lift) No Load	1	C59-675V	B
	Variable Rate Raised Height (75mm Lift) No Load	1	C59-677V	B
	Variable Rate Raised Height (75mm Lift) 150-250Kg Constant Load	1	C59-701V	B
	Variable Rate Raised Height (75mm Lift) 400Kg Constant Load	1	C59-749V	B
With KDSS				
	Linear Rate Raised Height (45mm Lift) No Load	1	C59-725	B
	Linear Rate Raised Height (45mm Lift) 100-200Kg Constant Load	1	C59-727	B
	Linear Rate Raised Height (45mm Lift) 250-350Kg Constant Load	1	C59-729	B
SHOCK ABSORBER				
	Twin Tube Gas Heavy Duty (Long Travel)	2	GS59-575	
GS59-575 is a Long Travel Shock Absorber For Non KDSS Models Only				
	Twin Tube Gas Heavy Duty	2	GS59-701	
	Twin Tube Gas Comfort Option Extra Soft - No Load	2	GS59-705	
	Monotube Remote Reservoir Heavy Duty	2	MR59-50575	
MR59-50575 is a Long Travel Shock Absorber For Non KDSS Models Only				
	Monotube Remote Reservoir Heavy Duty	2	MR59-50701	
	Monotube Remote Reservoir Comfort Option	2	MR59-50705	
ADJUSTABLE PANHARD ROD				
	Complete with Bushes	1	PR59-1423	
CONTINUED ON NEXT PAGE				

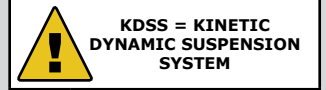
4x4

TOYOTA - LEXUS

TOY-126



TYPE: Lexus GX
MODEL: 470
YEAR: 2002 to 2009
DETAIL: 4.7L V8,
75mm Lift (3")



FRONT			REAR		
QTY	PART NUMBER	PRICE	QTY	PART NUMBER	PRICE
CONTINUED FROM PREVIOUS PAGE					
TRAILING ARM					
	Heavy Duty Rear Upper Adjustable Control Arms (Pair) Complete With Bushes	1		WA59-522K	
	Heavy Duty Rear Lower Adjustable Control Arms (Pair) Complete With Bushes	1		WA59-520K	
SWAY BAR EXTENSION					
	Adjustable Sway Bar Extension (Suits 2" to 4" Lift)	2		SE59-529	
For Non KDSS Models					