



TYPE: Lexus GX
 MODEL: 460
 YEAR: 2010 to 2019
 DETAIL: 4.6L V8,
 75mm Lift (3")





FRONT



QTY	PART NUMBER	PRICE
-----	-------------	-------

COIL SPRING

Designed For 75mm Lift With GS59-574 & MR59-50574 Shocks


	Linear Rate Raised Height (75mm Lift)	1	C59-314	B
	Linear Rate Raised Height (75mm Lift) 50-100Kg	1	C59-354	B

SHOCK ABSORBER

	Twin Tube Gas Heavy Duty	2	GS59-574	
	Monotube Remote Reservoir Adjustable Spring Seat Heavy Duty Original Setting of X = 226mm / 8.38"	2	MR59-50574	

X - Centre of Eye to Spring Seat

STRUT CAP

	Strut Top Cap	2	SC59-001	
---	---------------	---	-----------------	--

CONTROL ARM

Upper Control Arm

	3° Castor Built In Rubber Bushes with Ball Joint	1	UCA59-002K	
--	--	---	-------------------	--

Must Fit When Raising Vehicle Above 50mm To Allow For Improved Caster Angle Alignment

DIFF DROP

	Diff Drop Kit	1	DD59-527K	
--	---------------	---	------------------	--

Helps With CV Angle

BUMP STOP

	Replacement Bump Stop Progressive Adjustable 0-30mm Extension	2	BS59-560	
--	---	---	-----------------	--












Replaces Original Bump Stop.
 If Exceeding Listed Spring Seat Heights This MUST Be Used To Prevent Coil Bind.

REAR




QTY	PART NUMBER	PRICE
-----	-------------	-------

COIL SPRING




Without KDSS

	Linear Rate Raised Height (45mm Lift) No Load	1	C59-325	B
	Linear Rate Raised Height (45mm Lift) 100-200Kg Constant Load	1	C59-327	B
	Linear Rate Raised Height (45mm Lift) 250-350Kg Constant Load	1	C59-329	B
	Linear Rate Raised Height (45mm Lift) 400-500Kg Constant Load	1	C59-331	B
	Variable Rate Raised Height (60mm Lift) No Load	1	C59-675V	B
	Variable Rate Raised Height (75mm Lift) No Load	1	C59-677V	B
	Variable Rate Raised Height (75mm Lift) 150-250Kg Constant Load	1	C59-701V	B
	Variable Rate Raised Height (75mm Lift) 400Kg Constant Load	1	C59-749V	B
With KDSS				
	Linear Rate Raised Height (45mm Lift) No Load	1	C59-725	B
	Linear Rate Raised Height (45mm Lift) 100-200Kg Constant Load	1	C59-727	B
	Linear Rate Raised Height (45mm Lift) 250-350Kg Constant Load	1	C59-729	B

SHOCK ABSORBER


	Twin Tube Gas Comfort Option Extra Soft - No Load	2	GS59-705	
	Twin Tube Gas Heavy Duty	2	GS59-701	
	Twin Tube Gas Heavy Duty (Long Travel)	2	GS59-575	

GS59-575 is a Long Travel Shock Absorber For Non KDSS Models Only

	Monotube Remote Reservoir Comfort Option	2	MR59-50705	
	Monotube Remote Reservoir Heavy Duty	2	MR59-50701	
	Monotube Remote Reservoir Heavy Duty	2	MR59-50575	

MR59-50575 is a Long Travel Shock Absorber For Non KDSS Models Only

ADJUSTABLE PANHARD ROD

	Complete with Bushes	1	PR59-1423	
---	----------------------	---	------------------	--

CONTINUED ON NEXT PAGE

4x4

TOYOTA - LEXUS

TOY-124



TYPE: Lexus GX
MODEL: 460
YEAR: 2010 to 2019
DETAIL: 4.6L V8,
75mm Lift (3")



FRONT

QTY PART NUMBER PRICE

REAR

QTY PART NUMBER PRICE

CONTINUED FROM PREVIOUS PAGE

TRAILING ARM

Upper Trailing Arm

Heavy Duty Rear Upper
Adjustable Control Arms (Pair)
Complete With Bushes 1 WA59-522K

Lower Trailing Arm

Heavy Duty Rear Lower
Adjustable Control Arms (Pair)
Complete With Bushes 1 WA59-520K

SWAY BAR EXTENSION

Adjustable Sway Bar Extension
(Suits 2" to 4" Lift) 2 SE59-529

For Non KDSS Models