


























TYPE: Hilux  
 MODEL: Revo - KUN/GGN/GUN 125, KUN/GUN 126,  
 GUN13  
 YEAR: 2015 on  
 DETAIL: 4x4



FRONT			REAR				
	QTY	PART NUMBER	PRICE		QTY	PART NUMBER	PRICE
<b>COIL SPRING</b>							
<b>Single Cab</b>							
	1	Linear Rate Standard Height (15mm Lift) 50-100Kg Accessories	<b>C59-718</b>	B			
	1	Linear Rate Raised Height (45mm Lift) Up to 50Kg Accessories	<b>C59-302</b>	B			
	1	Linear Rate Raised Height (45mm Lift) 60-100Kg Accessories	<b>C59-350</b>	B			
<b>Dual Cab</b>							
	1	Linear Rate Standard Height 50-100Kg Accessories	<b>C59-718</b>	B			
	1	Linear Rate Raised Height (45mm Lift) Comfort Option Up to 40Kg Accessories	<b>C59-302</b>	B			
	1	Linear Rate Raised Height (45mm Lift) Heavy Duty Up to 40Kg Accessories	<b>C59-350</b>	B			
	1	Linear Rate Raised Height (45mm Lift) Heavy Duty Up to 40-80Kg Accessories	<b>C59-354</b>	B			
	1	Linear Rate Raised Height (45mm Lift) Heavy Duty 80-120Kg Accessories	<b>C59-736</b>	B			
<b>SHOCK ABSORBER</b>							
	2	Twin Tube Gas Heavy Duty	<b>GS59-228</b>				
	2	Internal Monotube Adjustable Spring Seat Heavy Duty Original Setting of X = 226mm/8.89"	<b>IMS59-50700</b>				
X - Centre of Eye to Spring Seat							
	2	Monotube Remote Reservoir Adjustable Spring Seat Heavy Duty Original Setting of X = 226mm/8.89"	<b>MR59-50228</b>				
X - Centre of Eye to Spring Seat							
<b>SHOCK ABSORBER BRACKET</b>							
	1	Recommended For Optimal Remote Reservoir Positioning And Fitment	<b>RM59-004</b>				
Only For Use With MR59-50228							
<b>STRUT CAP</b>							
	2	Strut Top Cap	<b>SC59-001</b>				
<b>LEAF SPRING</b>							
	2	4 + 3 Leaves Raised Height (45mm Lift) Medium Duty Up to 100Kg Constant Load	<b>L59-174-R</b>				
	2	5 + 3 Leaves Raised Height (45mm Lift) Heavy Duty 250-300Kg Constant Load	<b>L59-175-R</b>				
	2	6 + 3 Leaves Raised Height (45mm Lift) Super Heavy Duty 580Kg Constant Load	<b>L59-176-R</b>				
	2	2 + 1 Leaves <b>Parabolic</b> Raised Height (50mm Lift) Comfort Option Up to 60Kg Constant	<b>L59-178-RP</b>				
<b>SHACKLE BUSH KIT</b>							
	1	Kit Contains: 2 x PB59-1503 4 x PB59-1501 4 x PB59-1502	<b>PB59-1094K</b>				
<b>U-BOLT KIT</b>							
	2	Kit Contains: 2 x UB59-437	<b>UB59-437K</b>				
<b>SHOCK ABSORBER</b>							
	2	Twin Tube Gas Heavy Duty	<b>GS59-229</b>				
	2	Internal Monotube Heavy Duty	<b>IMS59-50229</b>				
	2	Monotube Remote Reservoir Heavy Duty	<b>MR59-50229</b>				
<b>SHACKLE</b>							
	2	Rear of Rear Spring	<b>SK59-064</b>				
<b>PIN</b>							
	2	Front of Rear Spring Greasable: Fit in Pairs	<b>SP59-060</b>				
This part is recommended with all kits as the fuel tank location inhibits original bolt removal.							