















**TYPE:** Jimny  
**MODEL:** SN413, FJB33V  
**YEAR:** 1998 on  
**DETAIL:** 3 Door 1.3L Hard Top/Soft Top, 1.5L TDi



FRONT		QTY	PART NUMBER	PRICE	REAR		QTY	PART NUMBER	PRICE
<b>COIL SPRING</b>					<b>COIL SPRING</b>				
<b>G13BB 1.3L Engine</b>									
	Linear Rate					Linear Rate			
	Raised Height (30mm Lift) Up to 35Kg Accessories (Bullbar OR Winch)	1	<b>C57-028</b>	A		Raised Height (30mm Lift)	1	<b>C57-029</b>	A
	Linear Rate					Linear Rate			
	Raised Height (40mm Lift) 35-85Kg Accessories (Bullbar AND Winch)	1	<b>C57-046</b>	A		Raised Height (40mm Lift)	1	<b>C57-053</b>	A
Fit Long Travel Shock Absorber GS57-617 With the Above Spring					Fit Long Travel Shock Absorber GS57-618 with the Above Spring.				
<b>M13A 1.3L Petrol</b>									
	Linear Rate					Linear Rate			
	Raised Height (40mm Lift)	1	<b>C57-046</b>	A		Raised Height (40mm Lift)	1	<b>C57-046</b>	A
Fit Long Travel Shock Absorber GS57-617 With the Above Spring					Fit Long Travel Shock Absorber GS57-617 With the Above Spring				
<b>K9K 1.5L Turbo Diesel</b>									
	Linear Rate					Linear Rate			
	Raised Height (40mm Lift)	1	<b>C57-048</b>	A		Raised Height (40mm Lift)	1	<b>C57-048</b>	A
Fit Long Travel Shock Absorber GS57-617 With the Above Spring					Fit Long Travel Shock Absorber GS57-617 With the Above Spring				
<b>SHOCK ABSORBER</b>					<b>SHOCK ABSORBER</b>				
	Heavy Duty Twin Tube Gas	2	<b>GS57-615</b>			Heavy Duty Twin Tube Gas	2	<b>GS57-616</b>	
	To Be Used With Original Suzuki Springs OR C57-028					To Be Used With Original Suzuki Springs OR C57-029			
	Heavy Duty Twin Tube Gas Long Travel	2	<b>GS57-617</b>			Heavy Duty Twin Tube Gas Long Travel	2	<b>GS57-618</b>	
	Can Only Be Used With C57-046 OR C57-048					Can Only Be Used With C57-053			
<b>ADJUSTABLE PANHARD ROD</b>					<b>ADJUSTABLE PANHARD ROD</b>				
	Complete with Bushes	1	<b>PR57-1412</b>			Complete with Bushes	1	<b>PR57-1413</b>	
	Suits Right-Hand Drive Only								
<b>CASTOR ADJUSTMENT KIT</b>									
Kit Contains:									
4 x Eccentric Bushes									
±2 1/2 - 3° Adjustment									
1 <b>WA57-511K</b>									
Raising Vehicle Will Effect Wheel Alignment. It is Recommended that this Castor Adjustment Kit to be Fitted and a Wheel Alignment Carried Out.									