



TYPE: Patrol  
 MODEL: Y60 GQ / Y61 GU (Big Lift)  
 YEAR: 08/1987 on  
 DETAIL: Station Wagon and Pickup,  
 75mm (3" FLEXI Lift)



## FRONT




QTY	PART NUMBER	PRICE
-----	-------------	-------

## COIL SPRING



## All Coils Variable Rate

\*Due to the flexi coils design requirements they are not recommended for heavily laden vehicles.  
 The vehicle Bump Stops MUST be extended regardless of the shock absorber length by a minimum of 40mm to prevent coil bind & over stressing.



## 2.8L &amp; 3.0L T/Diesel, 4.2L Diesel

	Variable Rate No Accessories	1	<b>C45-610V</b>	C
	Variable Rate 50-100Kg Accessories	1	<b>C45-612V</b>	C
	Variable Rate 80-120Kg Accessories	1	<b>C45-710V</b>	C

## 4.5L &amp; 4.8L Petrol, 4.2L T/Diesel

	Variable Rate No Accessories	1	<b>C45-612V</b>	C
	Variable Rate 50-100Kg Accessories	1	<b>C45-710V</b>	C
	Variable Rate 80-120Kg Accessories	1	<b>C45-730V</b>	C

## SHOCK ABSORBER

	Twin Tube Gas Heavy Duty	2	<b>GS59-683</b>	
	Monotube Remote Reservoir Heavy Duty	2	<b>MR59-60683</b>	

## SHOCK ABSORBER BRACKET

Recommended For Optimal Remote Reservoir Positioning And Fitment

1	<b>RM45-007</b>
---	-----------------






Only For Use With MR59-60683

## RUBBER COIL SEAT

Replacement Upper Rubber Coil Seat	2	<b>RS45-4026</b>
------------------------------------	---	------------------

## STEERING DAMPER

## Heavy Duty (Big Bore) - Complete with Fittings

	<b>Y60 GQ</b> 1988 - 08/1989 (Wagon)	1	<b>SD45-834</b>
	<b>Y60 GQ</b> 08/1989 - 1999 (Wagon & Pickup)	1	<b>SD45-836</b>
	<b>Y61 GU</b> 12/1997 to 02/2000 (Wagon)	1	<b>SD51-811</b>
	<b>Y60 GQ &amp; Y61 GU</b> 01/1999 on (Pickup)	1	<b>SD51-811</b>
	<b>Y61 GU</b> 02/2000 on (Wagon)	1	<b>SD45-801</b>

## PANHARD ROD BUSH

<b>Does Not Fit OE</b> Upper/Chassis Bush	1	<b>RB45-6025</b>
<b>Does Not Fit OE</b> Lower/Diff Bush	1	<b>RB45-6027</b>
<b>Does Not Fit OE</b> Ball Joint-Upper/Chassis Bush	1	<b>BJ45-6026</b>

CONTINUED ON NEXT PAGE




## REAR

QTY	PART NUMBER	PRICE
-----	-------------	-------



## COIL SPRING

## All Coils Variable Rate

\*Due to the flexi coils design requirements they are not recommended for heavily laden vehicles.  
 The vehicle Bump Stops MUST be extended regardless of the shock absorber length by a minimum of 40mm to prevent coil bind & over stressing.

	Variable Rate No Load	1	<b>C45-729V</b>	C
	Variable Rate 100-200Kg Constant Load	1	<b>C45-731V</b>	C
	Variable Rate 200-300Kg Constant Load	1	<b>C45-725V</b>	C

## SHOCK ABSORBER

	Twin Tube Gas Heavy Duty	2	<b>GS45-915</b>
	Monotube Remote Reservoir Heavy Duty	2	<b>MR45-60915</b>

## UNDER BODY BUSH KIT

Kit Includes Front & Rear Under Body Bushes  
 \* Excludes Spherical Panhard Rod Bush for Wagon Models 02/2000 on

Kit Contains: 4 x Front Radius Arm to Chassis Bush 4 x Front Radius Arm to Diff Bush 4 x Front & Rear Panhard Rod Bush 8 x Rear Upper & Lower Trailing Arm Bush	1	<b>PB45-1239K</b>
---	---	-------------------

## RUBBER COIL SEAT

Replacement Upper Rubber Coil Seat	2	<b>RS45-4027</b>
------------------------------------	---	------------------

## ADJUSTABLE PANHARD ROD

## Suits Y60 GQ &amp; Y61 GU

Complete with Bushes to 02/2000 (Wagon)	1	<b>PR45-1403</b>
Complete with Bushes 1992 on (Pickup)	1	<b>PR45-1403</b>

Suits Y61 GU Only  
Ball Joint to Chassis Mount

Complete with Ball Joint and Bush 02/2000 on (Wagon)	1	<b>PR45-1415</b>
--	---	------------------

## PANHARD ROD BUSH

<b>Does Not Fit OE</b> Upper/Chassis Bush	1	<b>RB45-6025</b>
<b>Does Not Fit OE</b> Lower/Diff Bush	1	<b>RB45-6027</b>
<b>Does Not Fit OE</b> Ball Joint-Upper/Chassis Bush	1	<b>BJ45-6026</b>

## SWAY BAR EXTENSION

\* Check Sway Bar Link Configuration - Some Vehicles Require 2 of the Same Sway Bar and Other Vehicles Require 1 of Each Sway Bar

Adjustable Sway Bar Extension (Suits 2" to 6" Lift) Stem Upper/Right Angle Lower Joint*	1	<b>SE45-520</b>
Adjustable Sway Bar Extension (Suits 2" to 6" Lift) Right Angle Upper/Right Angle Lower Joint*	1	<b>SE45-521</b>



CONTINUED ON NEXT PAGE



TYPE: Patrol  
 MODEL: Y60 GQ / Y61 GU (Big Lift)  
 YEAR: 08/1987 on  
 DETAIL: Station Wagon and Pickup,  
 75mm (3" FLEXI Lift)



FRONT	QTY	PART NUMBER	PRICE
<b>CONTINUED FROM PREVIOUS PAGE</b>			
<b>DRAGLINK</b>			
<b>Suits GQ/Y60</b>			
38mm Solid Adjustable	1	SA45-1422	
<b>Suits GU/Y61</b>			
38mm Solid Adjustable	1	SA45-1424	
<b>ADJUSTABLE PANHARD ROD</b>			
<b>Suits Y60 GQ &amp; Y61 GU - Complete with Bushes</b>			
<b>Right Hand Drive</b> to 02/2000 (Wagon)	1	PR45-1402	
<b>Right Hand Drive</b> 1992 on (Pickup)	1	PR45-1402	
<b>Left Hand Drive</b> to 02/2000 (Wagon)	1	PR45-1407	
<b>Left Hand Drive</b> 1992 on (Pickup)	1	PR45-1407	
<b>Suits Y61 GU Only - Complete with Ball Joint &amp; Bush</b>			
<b>Right Hand Drive</b> 02/2000 on (Wagon)	1	PR45-1416	
<b>Left Hand Drive</b> 02/2000 on (Wagon)	1	PR45-1409	
<b>RADIUS ARM BUSH</b>			
0 Degree Standard Radius Arm Bush Kit Arm to Diff 4 x Rubber Bushes	1	RB59-536K	
Arm to Chassis Bush Kit 4 x Rubber Bushes	1	RB45-535K	
<b>CASTOR KIT</b>			
Raising Vehicle Will Effect Castor Angle. A Wheel Alignment is Recommended to Determine if a Castor Kit is Required.			
<b>Adjustable Front Radius Arm Castor Kit</b> <b>Angle Settings: ±0°, ±2.5° or ±3.5°</b> 4 x Polyurethane Eccentric Bushes	1	PB59-503K	
<b>Fixed Rubber Front Radius Arm Castor Kit</b> <b>Angle Setting: ±2.5°</b> 4 x Rubber Eccentric Bushes	1	RB59-522K	
<b>BUMP STOP</b>			
*Due to the flexi coils design requirements they are not recommended for heavily laden vehicles. The vehicle bump stops MUST be extended regardless of the shock absorber length by a minimum of 40mm to prevent coil bind & over stressing.			
Adjustable Soft-Hit Bump Stop (Suits 0-56mm extension)	2	BS45-528	
<b>DROP BOX KIT</b>			
May be Required for Vehicles Lifted Closer to 4". Extensive Modifications are Required to Fit the Right Hand and Left Hand Drop Box. Gives a 5° of Castor Adjustment. Leading Arm Modifications are not Required when Fitting this Part Number.			
5° Drop Box Kit (Sold as a Pair) 1 x Left Hand & 1 x Right Hand	1	WA45-509K	
<b>CASTOR PLATE KIT</b>			
5° Castor Plate Kit (Suits Both Arms)	1	WA45-513K	
<b>SWAY BAR EXTENSION</b>			
Adjustable Sway Bar Extension (Suits 2" to 6" Lift)	1	SE45-520	
<b>GEARBOX SPACER KIT</b>			
Recommended For Reducing Drive Line Vibration On Raised Vehicles	1	TC45-001K	

REAR	QTY	PART NUMBER	PRICE
<b>CONTINUED FROM PREVIOUS PAGE</b>			
<b>TRAILING ARM</b>			
2 x Upper Adjustable Trailing Arms with Bushes	1	WA45-510K	
<b>BUMP STOP</b>			
Adjustable Soft-Hit Bump Stop (Suits 0-56mm extension)	2	BS45-529	
<b>BRAKE ADJUSTER</b>			
Recommended when Raising Vehicle (Suits 2" to 6" Lift)	1	BA45-005	
<b>WARNING - 75MM (3") OR HIGHER LIFT</b>			
The suspension components listed on this page are for off-road use only.			
	<ul style="list-style-type: none"> <li>- Refer to Local Laws before Fitting to Registered/Road Vehicles</li> <li>- An Engineering Certificate may be required</li> <li>- Handling Characteristics will Diminish on Lifts Above 50mm (2")</li> </ul>		
The following modifications (but not limited to) need to be made to the vehicle before the kit is fitted.			
	<ul style="list-style-type: none"> <li>- Adjustable Panhard Rods</li> <li>- Modified Leading/Trailing Arms</li> <li>- Brake Hoses</li> <li>- Extended Bump Stops</li> <li>- Gear Box &amp; Drive Line Modifications</li> <li>- Steering Arms</li> <li>- Swaybar Modification</li> </ul>		
<b>Dobinsons Spring &amp; Suspension do not accept any responsibility for injury caused to person or property through the use of the products listed on this page.</b>			
These products do not come with any warranty or guarantee.			