
















**TYPE:** Patrol

**MODEL:** Y61 GU, VRGY61, TCSY61, WRGY61, WYY61, WTY61, WGY61

**YEAR:** 12/1997 on

**DETAIL:** SWB & LWB Station Wagon



FRONT		QTY	PART NUMBER	PRICE	REAR		QTY	PART NUMBER	PRICE
<b>COIL SPRING</b>					<b>COIL SPRING</b>				
<b>SWB</b>					<b>SWB</b>				
	Linear Rate Raised Height (30mm Lift)	1	<b>C45-004</b>	B		Linear Rate Raised Height (40mm Lift)	1	<b>C45-121</b>	B
<b>LWB</b>					<b>LWB GU Patrol Series I, II, III, IV (97-06)</b>				
<b>Suits 2.8L &amp; 3.0L TD, 4.2 Diesel</b>									
	Linear Rate Standard Height	1	<b>C45-140</b>	B		Linear Rate Standard Height	1	<b>C45-323</b>	B
	Linear Rate Raised Height (40mm Lift) Recommended	1	<b>C45-138</b>	B		Linear Rate Raised Height (45mm Lift) Up to 100Kg Constant Load (Recommended)	1	<b>C45-103</b>	B
	Linear Rate Raised Height (50mm Lift) No Accessories	1	<b>C45-130</b>	B		Linear Rate Raised Height (60mm Lift) No Load	1	<b>C45-129</b>	B
	Linear Rate Raised Height (50mm Lift) 60-100Kg Accessories (Bullbar AND Winch)	1	<b>C45-232</b>	B		Linear Rate Raised Height (45mm Lift) 200Kg Constant Load	1	<b>C45-129</b>	B
<b>Suits 4.5L &amp; 4.8L Petrol, 4.2L TD</b>					<b>GU Patrol Series V on (07 on)</b>				
	Linear Rate Standard Height	1	<b>C45-132</b>	B		Linear Rate Raised Height (45mm Lift) No Accessories	1	<b>C45-129</b>	B
	Linear Rate Raised Height (30mm Lift) Recommended	1	<b>C45-130</b>	B		Linear Rate Raised Height (45mm Lift) 200Kg Constant Load	1	<b>C45-329</b>	C
	Linear Rate Raised Height (50mm Lift) 0-50Kg Accessories	1	<b>C45-232</b>	B	<b>SHOCK ABSORBER</b>				
	Linear Rate Raised Height (60mm Lift) No Accessories	1	<b>C45-134</b>	B		Heavy Duty Twin Tube Gas	2	<b>GS45-115</b>	
	Linear Rate Raised Height (45mm Lift) 60-110Kg Accessories (Bullbar AND Winch)	1	<b>C45-134</b>	B		Extra Heavy Duty Twin Tube Gas For Loaded Vehicles	2	<b>GS59-703</b>	
						Heavy Duty Monotube Remote Reservoir	2	<b>MR45-60115</b>	
<b>SHOCK ABSORBER</b>					<b>RUBBER COIL SEAT</b>				
	Heavy Duty Twin Tube Gas	2	<b>GS45-114</b>		Replacement upper rubber coil seat				
	Heavy Duty Monotube Remote Reservoir	2	<b>MR45-60114</b>		2 <b>RS45-4027</b>				
<b>STEERING DAMPER</b>					<b>UNDER BODY BUSH KIT</b>				
<b>12/1997 - 02/2000</b>					<b>Kit Includes Front &amp; Rear Under Body Bushes</b>				
	Heavy Duty (Big Bore) Complete with Fittings	1	<b>SD51-811</b>		<b>*Excludes Spherical Panhard Rod Bush for Wagon Models 02/2000 on</b>				
<b>02/2000 on</b>					4 x Front Radius Arm to Chassis Bush				
	Heavy Duty (Big Bore) Complete with Fittings	1	<b>SD45-801</b>		4 x Front Radius Arm to Diff Bush				
					4 x Front & Rear Panhard Rod Bush				
					8 x Rear Upper & Lower Trailing Arm Bush				
					1 <b>PB45-1239K</b>				
<b>RUBBER COIL SEAT</b>					<b>SWAY BAR EXTENSION</b>				
Replacement upper rubber coil seat					Adjustable Swaybar Extension Suits 2" - 6" Lift				
2 <b>RS45-4026</b>					Stem Upper/Right Angle Lower Joint				
					1* <b>SE45-520</b>				
					Adjustable Swaybar Extension Suits 2" - 6" Lift				
					Right Angle Upper/Right Angle Lower Joint				
					1* <b>SE45-521</b>				
					<b>*Check Swaybar Link Configuration - Some Vehicles Require 2 of the Same Swaybar and Other Vehicles Require 1 of Each Swaybar</b>				
<b>UNDER BODY BUSH KIT</b>					<b>BUMP STOP</b>				
See Rear Under Body Bush Kit					Adjustable Soft-hit bump stop (Suits 0-56mm extension)				
					2 <b>BS45-529</b>				
<b>CONTINUED ON NEXT PAGE</b>					<b>CONTINUED ON NEXT PAGE</b>				



**TYPE:** Patrol

**MODEL:** Y61 GU, VRGY61, TCSY61, WRGY61,  
WYY61, WTY61, WGY61

**YEAR:** 12/1997 on

**DETAIL:** SWB & LWB Station Wagon



FRONT			REAR		
QTY	PART NUMBER	PRICE	QTY	PART NUMBER	PRICE
CONTINUED FROM PREVIOUS PAGE			CONTINUED FROM PREVIOUS PAGE		
<b>PANHARD ROD BUSH</b>			<b>BRAKE ADJUSTER</b>		
	<b>Does Not Fit OE</b> Upper/Chassis Bush	1 RB45-6025		<b>Recommended when Raising Vehicle (Suits 2-6" Lift)</b>	1 BA45-005
	<b>Does Not Fit OE</b> Lower/Diff Bush	1 RB45-6027			
	<b>Does Not Fit OE</b> Ball Joint-Upper/Chassis Bush	1 BJ45-6026			
<b>RADIUS ARM BUSH</b>			<b>COIL SPACER</b>		
	0 Degree Standard Radius Arm Bush Kit Arm to Diff 4 x Rubber Bushes	1 RB59-536K		15mm	2 PS45-4012
	Arm to Chassis Bush Kit 4 x Rubber Bushes	1 RB45-535K		30mm	2 PS45-4013
<b>BUMP STOP</b>					
	<b>Adjustable</b> Soft-hit bump stop (Suits 0-56mm extension)	2 BS45-528			
<b>DRAGLINK</b>					
	38mm Solid Adjustable	1 SA45-1424			
<b>CASTOR KIT</b>					
	<b>Adjustable</b> Front Radius Arm Castor Kit <b>Angle Settings: ±0°, ±2.5° or ±3.5°</b> 4 x Polyurethane Eccentric Bushes	1 PB59-503K			
	<b>Fixed Rubber</b> Front Radius Arm Castor Kit <b>Angle Setting: ±2.5°</b> 4 x Rubber Eccentric Bushes	1 RB59-522K			
Raising Vehicle Will Effect Castor Angle. A Wheel Alignment is Recommended to Determine if a Castor Kit is Required.					
<b>SWAYBAR EXTENSION</b>					
	<b>Adjustable</b> Swaybar Extension (Suits 2-6" Lift)	2 SE45-520			
<b>COIL SPACER</b>					
		15mm	2	PS45-4010	
		30mm	2	PS45-4011	