






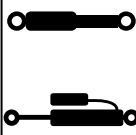




**TYPE:** Patrol  
**MODEL:** Y60 GQ  
**YEAR:** 08/1987 - 1998  
**DETAIL:** LWB Station Wagon, GR, Safari, WYG60




FRONT		QTY	PART NUMBER	PRICE
<b>COIL SPRING</b>				
<b>3.0L Petrol</b>				
	Linear Rate Standard Height	1	<b>C45-092</b>	B
	Linear Rate Raised Height (40mm Lift)	1	<b>C45-094</b>	B
	Variable Rate Raised Height (40mm Lift)	1	<b>C45-096V</b>	B
	Linear Rate Raised Height (50mm Lift) 50-80Kg Accessories (Bullbar OR Winch)	1	<b>C45-102</b>	B
	Linear Rate Raised Height (75mm Lift)	1	<b>C45-108</b>	B
	<b>4.2L Petrol &amp; 2.8L TD</b>			
	Linear Rate Standard Height	1	<b>C45-098</b>	B
	Linear Rate Raised Height (45mm Lift) Up to 50Kg Accessories (Bullbar OR Winch)	1	<b>C45-102</b>	B
	Linear Rate Raised Height (75mm Lift)	1	<b>C45-108</b>	B
<b>4.2L Diesel</b>				
	Variable Rate Raised Height (45mm Lift)	1	<b>C45-110V</b>	B
	Linear Rate Raised Height (45mm Lift) Extra Heavy Duty 70-120Kg Accessories (Bullbar AND Winch)	1	<b>C45-104</b>	B
<b>SHOCK ABSORBER</b>				
	Heavy Duty Twin Tube Gas	2	<b>GS45-114</b>	
	Heavy Duty Monotube Remote Reservoir	2	<b>MR45-60114</b>	
<b>STEERING DAMPER</b>				
<b>1988 - 08/1989</b>				
	Heavy Duty (Big Bore) Complete with Fittings	1	<b>SD45-834</b>	
	<b>08/1989 - 1999</b>			
	Heavy Duty (Big Bore) Complete with Fittings	1	<b>SD45-836</b>	
	<b>RUBBER COIL SEAT</b>			
Replacement upper rubber coil seat	2	<b>RS45-4026</b>		
<b>UNDER BODY BUSH KIT</b>				
See Rear Under Body Bush Kit				
<b>DRAGLINK</b>				
38mm Solid Adjustable	1	<b>SA45-1422</b>		
<b>CONTINUED ON NEXT PAGE</b>				

REAR		QTY	PART NUMBER	PRICE	
<b>COIL SPRING</b>					
	Linear Rate Standard Height	1	<b>C45-323</b>	B	
	Variable Rate Standard Height (10mm Lift) Extra Heavy Duty 100-200Kg Constant Load	1	<b>C45-145VT</b>	C	
	Linear Rate Raised Height (45mm Lift)	1	<b>C45-103</b>	B	
	Variable Rate Raised Height (45mm Lift) Up to 100Kg Constant Load	1	<b>C45-111V</b>	B	
	Variable Rate Raised Height (50mm Lift) Extra Heavy Duty 100-150Kg Constant Load	1	<b>C45-115VT</b>	C	
	Linear Rate Raised Height (50mm Lift) 250Kg Constant Load	1	<b>C45-129</b>	B	
	Linear Rate Raised Height (45mm Lift) Extra Heavy Duty 450Kg Constant Load	1	<b>C45-105T</b>	C	
	<b>SHOCK ABSORBER</b>				
		Heavy Duty Twin Tube Gas	2	<b>GS45-115</b>	
		Extra Heavy Duty Twin Tube Gas For Loaded Vehicles	2	<b>GS59-703</b>	
Heavy Duty Monotube Remote Reservoir		2	<b>MR45-60115</b>		
<b>RUBBER COIL SEAT</b>					
Replacement upper rubber coil seat	2	<b>RS45-4027</b>			
<b>UNDER BODY BUSH KIT</b>					
<b>Kit Includes Front &amp; Rear Under Body Bushes *Excludes Spherical Panhard Rod Bush for Wagon Models 02/2000 on</b>					
<b>Pre 1989</b>					
4 x Front Radius Arm to Chassis Bush 4 x Front Radius Arm to Diff Bush 2 x Front Panhard Rod Bush 2 x Rear Panhard Rod Bush 8 x Rear Trailing Arm Bush	1	<b>PB45-1231K</b>			
<b>1989 on</b>					
4 x Front Radius Arm to Chassis Bush 4 x Front Radius Arm to Diff Bush 4 x Front & Rear Panhard Rod Bush 8 x Rear Upper & Lower Trailing Arm Bush	1	<b>PB45-1239K</b>			
<b>BUMP STOP</b>					
Adjustable Soft-hit bump stop (Suits 0-56mm extension)	2	<b>BS45-529</b>			
<b>CONTINUED ON NEXT PAGE</b>					



**TYPE:** Patrol  
**MODEL:** Y60 GQ  
**YEAR:** 08/1987 - 1998  
**DETAIL:** LWB Station Wagon, GR, Safari, WYG60



FRONT			QTY	PART NUMBER	PRICE	REAR			QTY	PART NUMBER	PRICE			
<b>CONTINUED FROM PREVIOUS PAGE</b>						<b>CONTINUED FROM PREVIOUS PAGE</b>								
<b>PANHARD ROD BUSH</b>						<b>SWAY BAR EXTENSION</b>								
<b>Does Not Fit OE</b> Upper/Chassis Bush						1	<b>RB45-6025</b>		<b>Adjustable</b> Swaybar Extension Suits 2" - 6" Lift Stem Upper/Right Angle Lower Joint					
<b>Does Not Fit OE</b> Lower/Diff Bush						1	<b>RB45-6027</b>		1* <b>SE45-520</b>					
<b>RADIUS ARM BUSH</b>						<b>BRAKE ADJUSTER</b>								
0 Degree Standard Radius Arm Bush Kit Arm to Diff 4 x Rubber Bushes						1	<b>RB59-536K</b>		<b>Recommended when Raising Vehicle</b> (Suits 2 - 6" Lift)					
Arm to Chassis Bush Kit 4 x Rubber Bushes						1	<b>RB45-535K</b>		1 <b>BA45-005</b>					
<b>CASTOR ADJUSTMENT PART</b>						<b>COIL SPACER</b>								
<b>Adjustable</b> Front Radius Arm Castor Kit <b>Angle Settings: ±0°, ±2.5° or ±3.5°</b> 4 x Polyurethane Eccentric Bushes						1	<b>PB59-503K</b>		15mm 2 <b>PS45-4012</b>					
<b>Fixed Rubber</b> Front Radius Arm Castor Kit <b>Angle Setting: ±2.5°</b> 4 x Rubber Eccentric Bushes						1	<b>RB59-522K</b>		30mm 2 <b>PS45-4013</b>					
Raising Vehicle Will Effect Castor Angle. A Wheel Alignment is Recommended to Determine if a Castor Kit is Required.														
<b>BUMP STOP</b>														
<b>Adjustable</b> Soft-hit bump stop (Suits 0-56mm extension)						2	<b>BS45-528</b>							
<b>SWAYBAR EXTENSION</b>														
<b>Adjustable</b> Swaybar Extension (Suits 2-6" Lift)						2	<b>SE45-520</b>							
<b>GEARBOX SPACER KIT</b>														
Drive Line Vibration May Occur with Raised Suspension. To Reduce Vibration We Recommend Fitting the Above Kit.						1	<b>TC45-001K</b>							
<b>COIL SPACER</b>														
						15mm	2	<b>PS45-4010</b>						
						30mm	2	<b>PS45-4011</b>						