








**TYPE:** Challenger (Australia)

**MODEL:**

**YEAR:** 2008 - 2015 PB, PC

**DETAIL:** Montero Sport (South America), Nativa Pajero Sport (Thailand, USA)



FRONT			QTY	PART NUMBER	PRICE	REAR			QTY	PART NUMBER	PRICE						
<b>COIL SPRING</b>						<b>COIL SPRING</b>											
<b>4x2 Variants</b>						Linear Rate Standard Height											
<b>4x4 3.5 V6, 3.0 V6, 2.4 I4 Petrol</b>						1	<b>C43-099</b>		B	Linear Rate Raised Height (20mm Lift)							
<b>4x4 2.5 T/D</b>						Linear Rate Raised Height (40mm Lift) Up to 70Kg Accessories			1	<b>C43-192</b>		B	Variable Rate Raised Height (35mm Lift)				
				1	<b>C43-188</b>		B	Linear Rate Raised Height (45mm Lift) 70-120Kg Accessories (Bullbar AND Winch)			1	<b>C43-097</b>		B	Linear Rate Raised Height (40mm Lift) 125Kg Constant Load		
<b>4x4 3.2 T/D</b>						Linear Rate Raised Height (40mm Lift) Up to 70Kg Accessories			1	<b>C43-188</b>		B	Variable Rate Raised Height (40mm Lift) 250Kg Constant Load				
				1	<b>C43-188</b>		B	Linear Rate Raised Height (45mm Lift) 70-120Kg Accessories (Bullbar AND Winch)			1	<b>C43-203</b>		B	Linear Rate Raised Height (40mm Lift) 250Kg Constant Load		
						1	<b>C43-190</b>		B								
Due to Vastly Different OE Ride Heights a Lift of Only 20mm May be Possible in Some Vehicles																	
<b>SHOCK ABSORBER HEAVY DUTY TWIN TUBE GAS</b>						<b>SHOCK ABSORBER</b>											
Heavy Duty Twin Tube Gas						2	<b>GS43-800</b>			Heavy Duty Twin Tube Gas			2	<b>GS43-785</b>			
				2	<b>GS43-800</b>			Monotube Remote Reservoir Adjustable Spring Seat Heavy Duty Original Setting of X = 210mm/8.26" (X - Centre of Eye to Spring Seat)			2	<b>MR43-50785</b>					
<b>STRUT CAP</b>																	
Strut Top Cap						2	<b>SC43-005</b>										
				2	<b>SC43-005</b>												