

















TYPE: Triton, L200
MODEL: ML, MN
YEAR: 05/2006 - 2015
DETAIL: Warrior, 4x2 Highrider



FRONT		QTY	PART NUMBER	PRICE	REAR		QTY	PART NUMBER	PRICE	
COIL SPRING					LEAF SPRING					
4x2 Highrider					3+2 Leaves					
4x4 MN 2.5 T/D Single Cab Only					Raised Height (40mm Lift) Comfort Spring					
	Linear Rate	1	C43-186	B	2	L43-014-R				
	Raised Height (40mm Lift) Up to 70Kg Accessories									
	Linear Rate	1	C43-192	B	2	L43-015-R				
	Raised Height (45mm Lift) 70-120Kg Accessories (Bullbar AND Winch)									
4x4 ML 3.5 V6 Petrol					4+2 Leaves					
4x4 MN 2.5 T/D Dual Cab GL/GLX/GLX-R					Raised Height (45mm Lift) Medium Duty 100Kg Constant Load					
	Linear Rate	1	C43-192	B	2	L43-016-R				
	Raised Height (40mm Lift) Up to 20Kg Accessories									
	Linear Rate	1	C43-206	B	2	L43-017-R				
	Raised Height (40mm Lift) 50-70Kg Accessories									
	Linear Rate	1	C43-188	B	2					
	Raised Height (45mm Lift) 70-120Kg Accessories (Bullbar AND Winch)									
4x4 ML 3.2 T/D					5+2 Leaves					
	Linear Rate	1	C43-188	B	2	L43-018-R				
	Raised Height (40mm Lift) Up to 70Kg Accessories									
	Linear Rate	1	C43-190	B	2					
	Raised Height (45mm Lift) 70-120Kg Accessories (Bullbar AND Winch)									
Due to Vastly Different OE Ride Heights a Lift of Only 20mm May be Possible in Some Models										
SHOCK ABSORBER					SHACKLE BUSH KIT					
	Heavy Duty Twin Tube Gas	2	GS43-800		1	PB43-1085K				
	Internal Monotube Adjustable Spring Seat Heavy Duty Original Setting of X = 210mm/8.26"									
	Monotube Remote Reservoir Adjustable Spring Seat Heavy Duty Original Setting of X = 210mm/8.26"	2	IMS43-50800		2	UB43-701K				
	Monotube Remote Reservoir Adjustable Spring Seat Heavy Duty Original Setting of X = 210mm/8.26"									
X - Centre of Eye to Spring Seat										
SHOCK ABSORBER					U-BOLT KIT					
	Heavy Duty Twin Tube Gas	2	GS43-801		05-2006 - 04/2013					
	Heavy Duty Long Travel Twin Tube Gas (Big Bore)				2	GS59-651		Kit Contains: 2 x UB43-701		
	Internal Monotube Heavy Duty	2	IMS43-50801					04/2013 on		
	Monotube Remote Reservoir Heavy Duty				2	MR43-50801		Kit Contains: 2 x UB45-800		
X - Centre of Eye to Spring Seat										
SHACKLE					SHOCK ABSORBER					
	Greasable: Fit in Pairs	2	SK43-037		SHOCK ABSORBER					
	Heavy Duty Twin Tube Gas				2	GS43-801		Heavy Duty Twin Tube Gas		
STRUT CAP								SHOCK ABSORBER		
	Strut Top Cap	2	SC43-005		SHOCK ABSORBER					
	Internal Monotube Heavy Duty				2	IMS43-50801		Internal Monotube Heavy Duty		
TOP OUT STOP KIT								SHOCK ABSORBER		
Top Out Stop Kit					1	WA43-539K				
Recommended to fit this kit with all suspension kits to maintain drop travel										
SHACKLE					PIN					
	Greasable: Fit in Pairs	2	SK43-037		PIN					
	Heavy Duty Long Travel Twin Tube Gas (Big Bore)				2	GS59-651		Greasable: Fit in Pairs		
TAILSHAFT SPACER								PIN		
Tailshaft Spacer					1	S43-001				
When Fitting Raised Suspension a Tailshaft Spacer is Required to Align the Centre Bearing and Prolong Life in Models with a 2 Piece Tailshaft										