



TYPE: Pajero
 MODEL: V7 - NM, NP, NS, NT, NW
 YEAR: 2000 on
 DETAIL: SWB, LWB V78, Station Wagon
 3.5L V6, 3.8L V6, 3.2L Tdi






FRONT

QTY PART NUMBER PRICE

COIL SPRING

We Recommend A Wheel Alignment Be Carried Out After Fitting Springs.


SWB & LWB
 NM - NP 3.5L V6
 NS - NW 3.8L V6

	Linear Rate Standard Height (10mm Lift)	1	C43-122	B
	Linear Rate Raised Height (40mm Lift) Extra Heavy Duty Up to 100Kg	1	C43-126	B
	Linear Rate Raised Height (45mm Lift) Recommended	1	C43-124	B

SWB & LWB
 NM - NW 3.2L Tdi

	Linear Rate Raised Height (40mm Lift)	1	C43-126	B
	Linear Rate Raised Height (40mm Lift) 50-80Kg	1	C43-148	B
	Linear Rate Raised Height (40mm Lift) 80-100Kg	1	C43-144	B

SHOCK ABSORBER

	Internal Monotube Adjustable Spring Seat Heavy Duty Original Setting of X = 241mm / 9.49"	2	IMS43-50783	
--	---	---	--------------------	--

X - Centre of Eye to Spring Seat


	Monotube Remote Reservoir Adjustable Spring Seat Heavy Duty Original Setting of X = 241mm / 9.49"	2	MR43-50783	
--	---	---	-------------------	--

X - Centre of Eye to Spring Seat

UNDER BODY BUSH KIT

SEE REAR UNDER BODY BUSH KIT

STRUT CAP

	Strut Top Cap	2	SC43-008	
--	---------------	---	-----------------	--

BUMP STOP

	Replacement Bump Stop Progressive Adjustable 0-20mm Extension	2	BS59-560	
--	--	---	-----------------	--

Replaces Original Bump Stop.
 If Exceeding Listed Spring Seat Heights This MUST Be Used To
 Prevent Coil Bind.


REAR

QTY PART NUMBER PRICE





COIL SPRING

We Recommend A Wheel Alignment Be Carried Out After Fitting Springs.



SWB

	Linear Rate Standard Height (10mm Lift)	1	C43-123	C
	Linear Rate Raised Height (45mm Lift) Up to 100Kg Constant Load Recommended	1	C43-191	B
	Linear Rate Raised Height (50mm Lift) 200Kg Constant Load	1	C43-125	C

LWB

	Linear Rate Standard Height (10mm Lift)	1	C43-189	C
	Linear Rate Raised Height (45mm Lift) Extra Heavy Duty 180Kg Constant Load	1	C43-193	C
	Linear Rate Raised Height (45mm Lift) Extra Heavy Duty 250Kg Constant Load	1	C43-195	C
	Linear Rate Raised Height (45mm Lift) Extra Heavy Duty 400Kg Constant Load	1	C43-197	C
	Linear Rate Raised Height (50mm Lift) Up to 100Kg Constant Load Recommended	1	C43-125	C

SHOCK ABSORBER

	Internal Monotube Heavy Duty	2	IMS43-50784	
	Monotube Remote Reservoir Heavy Duty	2	MR43-50784	

UNDER BODY BUSH KIT

Kit Includes Front & Rear Under Body Bushes

	Kit Contains: 4 x Front Control Arm Lower Inner 4 x Front Control Arm Upper Inner 4 x Rear Control Arm Lower Inner & Outer 4 x Rear Control Arm Upper Inner 2 x Rear Toe Control Arm Inner 2 x Rear Trailing Arm Lower Rear 2 x Rear Trailing Arm Lower Front	1	PB43-1262K	
--	--	---	-------------------	--