

4x4

MERCEDES

MER-52



TYPE: X-Class
 MODEL: X 250, X 350
 YEAR: 2018 on
 DETAIL: 4x4




FRONT


| QTY | PART NUMBER | PRICE |
|-----|-------------|-------|
|-----|-------------|-------|


COIL SPRING

Due to the Restricted Suspension Geometry, a Maximum of 40mm Lift is Achievable in the Front of this Vehicle.

2.3L Turbo Diesel X 250


| | | | | |
|--|--|---|----------------|---|
|  | Linear Rate Standard Height Heavy Duty Up to 80Kg Accessories | 1 | C45-254 | B |
|--|--|---|----------------|---|

| | | | | |
|--|--|---|----------------|---|
|  | Linear Rate Raised Height (35mm Lift) Up to 50Kg Accessories | 1 | C45-278 | B |
|--|--|---|----------------|---|


| | | | | |
|--|---|---|----------------|---|
|  | Linear Rate Raised Height (35mm Lift) 60-90Kg Accessories (Bullbar OR Winch) | 1 | C45-280 | B |
|--|---|---|----------------|---|

3.0L Turbo Diesel X 350

| | | | | |
|--|--|---|----------------|---|
|  | Linear Rate Raised Height (30mm Lift) Up to 35Kg Accessories | 1 | C45-484 | C |
|--|--|---|----------------|---|

| | | | | |
|--|---|---|----------------|---|
|  | Linear Rate Raised Height (35mm Lift) 60-90Kg Accessories | 1 | C45-486 | C |
|--|---|---|----------------|---|


SHOCK ABSORBER

| | | | | |
|--|-----------------------------|---|-----------------|--|
|  | Twin Tube Gas Heavy Duty | 2 | GS45-642 | |
|--|-----------------------------|---|-----------------|--|

| | | | | |
|--|---|---|-------------------|--|
|  | Monotube Remote Reservoir Adjustable Spring Seat Heavy Duty Original Setting of X = 106mm / 4.17" | 2 | MR45-50642 | |
|--|---|---|-------------------|--|

X - Centre of Eye to Spring Seat

STRUT CAP

| | | | | |
|--|---------------|---|-----------------|--|
|  | Strut Top Cap | 2 | SC45-004 | |
|--|---------------|---|-----------------|--|

BUMP STOP


| | | | | |
|--|--|---|-----------------|--|
| | Replacement Bump Stop Adjustable 0-35mm Extension | 2 | BS59-560 | |
|--|--|---|-----------------|--|


REAR


| QTY | PART NUMBER | PRICE |
|-----|-------------|-------|
|-----|-------------|-------|

COIL SPRING


Remove OE Coil Spring Insulator and Fit to Dobinsons Coil Spring


| | | | | |
|---|--|---|-----------------|---|
|  | Variable Rate Standard Height 50-150Kg Constant Load | 1 | C45-457V | B |
|---|--|---|-----------------|---|

| | | | | |
|---|---|---|-----------------|---|
|  | Variable Rate Standard Height Heavy Duty 150-300Kg Constant Load | 1 | C45-459V | B |
|---|---|---|-----------------|---|


| | | | | |
|---|---|---|-----------------|---|
|  | Variable Rate Raised Height (20mm Lift) No Load | 1 | C45-457V | B |
|---|---|---|-----------------|---|


| | | | | |
|---|--|---|-----------------|---|
|  | Variable Rate Raised Height (40mm Lift) Up to 80Kg Constant Load Comfort Option | 1 | C45-441V | B |
|---|--|---|-----------------|---|


| | | | | |
|---|---|---|-----------------|---|
|  | Variable Rate Raised Height (40mm Lift) 250-300Kg Constant Load | 1 | C45-443V | B |
|---|---|---|-----------------|---|

| | | | | |
|---|---|---|-----------------|---|
|  | Variable Rate Raised Height (40mm Lift) 450-550Kg Constant Load | 1 | C45-445V | C |
|---|---|---|-----------------|---|

SHOCK ABSORBER

| | | | | |
|---|-----------------------------|---|-----------------|--|
|  | Twin Tube Gas Heavy Duty | 2 | GS45-646 | |
|---|-----------------------------|---|-----------------|--|

| | | | | |
|---|---|---|-------------------|--|
|  | Monotube Remote Reservoir Heavy Duty | 2 | MR45-50646 | |
|---|---|---|-------------------|--|

| | | | | |
|---|---------------------------------|---|--------------------|--|
|  | Internal Monotube Heavy Duty | 2 | IMS45-50646 | |
|---|---------------------------------|---|--------------------|--|

ADJUSTABLE PANHARD ROD

| | | | | |
|--|------------------------|---|------------------|--|
| | Adjustable Panhard Rod | 1 | PR45-1425 | |
|--|------------------------|---|------------------|--|

SWAY BAR EXTENSION & BRAKE EXTENSION BRACKET

| | | | | |
|--|---|---|------------------|--|
| | Sway Bar Extension & Brake Extension Bracket | 1 | SE45-523K | |
|--|---|---|------------------|--|

TRAILING ARM

Designed For More Articulation

Upper Trailing Arm

| | | | | |
|--|---|---|------------------|--|
| | Heavy Duty Rear Upper Adjustable Control Arms (Pair) Complete With Bushes | 1 | WA45-541K | |
|--|---|---|------------------|--|