








**TYPE:** Expedition  
**MODEL:**  
**YEAR:** 2008 on  
**DETAIL:** 4x4  
 119" Wheelbase



FRONT		QTY	PART NUMBER	PRICE
<b>COIL SPRING</b>				
	Linear Rate Raised Height (45mm Lift) No Accessories	1	<b>C19-430</b>	C
	Linear Rate Raised Height (45mm Lift) 80-100Kg Accessories (Bullbar AND Winch)	1	<b>C19-432</b>	C
<b>SHOCK ABSORBER</b>				
<b>2008 - 2013 Models</b>				
	Heavy Duty Twin Tube Gas	2	<b>GS19-030</b>	
<b>2014 on Models with Studs Pressed into Lower Bush Bar</b>				
	Heavy Duty Twin Tube Gas	2	<b>GS19-040</b>	

REAR		QTY	PART NUMBER	PRICE
<b>COIL SPRING</b>				
	Linear Rate Raised Height (45mm Lift)	1	<b>C19-431</b>	D
	Linear Rate Raised Height (45mm Lift) 200Kg Constant Load	1	<b>C19-433</b>	D
<b>SHOCK ABSORBER</b>				
	Heavy Duty Twin Tube Gas	2	<b>GS19-031</b>	